

Aqua Proof: Waterproofing Investigation

Sanchita Devhare

PG Student, Department of Computer Application, G. H. Raisoni University, Amravati, Maharashtra, India

ABSTRACT

Waterproofing helps buildings last longer by keeping water out and preventing damage caused by moisture. This study looks at how well different waterproofing methods work in various weather conditions. It compares materials like cement-based coatings, liquid-applied and sheet membranes, and special waterproofing additives mixed into concrete. To test their effectiveness, researchers use both lab experiments and real-world observations. The results help builders choose the best waterproofing solutions to make structures stronger and more durable over time. Additionally, it lists the practical waterproofing solutions for each seepage issue from real-world case studies, emphasizing the best materials and techniques chosen. In order to address the building's rectification work, which usually involves the building leakage syndrome issue, the paper aims to assist the construction players, namely the maintenance team, building owner, and designer, in determining the appropriate steps, particularly when selecting the appropriate waterproofing materials.

KEYWORDS: *Waterproofing systems, Elastomeric coatings, Roof waterproofing, Basement waterproofing, Bridge deck waterproofing, Foundation waterproofing.*

I. INTRODUCTION

Waterproofing is fundamental in development and foundation, making a difference buildings, bridges, burrows, and other structures remain solid and secured from water harm. A great waterproofing framework anticipates issues like spills shape, and basic weakening—issues that can be costly and indeed perilous over time. This think about looks at how well distinctive waterproofing frameworks really work by testing them beneath different conditions, utilizing diverse materials, and applying distinctive procedures. We'll look at key variables like how well they stand up to water, how solid their grip is, how long they final, and whether they meet industry measures.

By understanding what works best and what doesn't, engineers, builders, and analysts can make superior choices when selecting waterproofing arrangements. Eventually, this investigate points to move forward waterproofing advances, making a difference make more grounded, longer-lasting, and more maintainable structures.

The effectiveness of sealing systems depends on a number of factors, including the type of material used (for example, liquid film, leaf membrane, cement coating), application quality, environmental contact and maintenance practice.

Some common sealing methods include:

Cementitious waterproofing - often used in wetlands such as basements and bathrooms, it provides a hard and durable barrier but may be flexible.

Liquid waterproofing Membranes - they provide protection and transparent adaptability for structural motions, which make them suitable for roofs and terraces.

Bituminous waterproofing - based on asphalt, it is widely used for underground foundations and underground structures due to its solid water resistance.

Polyurethane Waterproofing - provides high flexibility and sustainability but requires careful surface preparation to ensure adhesion.

II. RELATED WORK

1. Execution Assessment of Waterproofing Materials

Cementitious Waterproofing: Thinks about have tried the penetrability and strength of cement-based waterproofing materials, analysing their resistance to water invasion and their capacity to bond with concrete.

Fluid Films and Coatings: Analysts have evaluated the viability of polymer-based coatings, counting polyurethane and acrylic-based films, in avoiding water infiltration and adjusting to basic developments.

Bituminous and Sheet Films: Different considers have compared the execution of bituminous films and manufactured sheet waterproofing frameworks beneath distinctive natural conditions.

2. Solidness and Maturing Examination

Inquire about has explored how waterproofing frameworks debase over time due to presentation to UV radiation, temperature vacillations, and mechanical stretch. Quickened maturing tests have been utilized to recreate real-world conditions and survey long-term execution.

3. Application Procedures and Establishment

Best Hones Thinks about have inspected the part of legitimate application within the adequacy of waterproofing frameworks, highlighting common establishment mistakes and their effect on execution. Investigate too covers the impact of substrate planning, curing times, and multiple-layer application strategies.

4. Waterproofing in Concrete Structures

A few papers have centre on waterproofing arrangements for concrete buildings, burrows, and bridges, investigating strategies such as crystalline waterproofing innovation, indispensably waterproofing admixtures, and hydrophobic medicines.

5. Field Considers and Case Examination

Real-world examinations have been conducted on existing structures to assess the long-term victory of waterproofing applications. These considers give experiences into how distinctive frameworks perform in changed natural conditions, counting high-humidity ranges, extraordinary temperatures, and districts inclined to overwhelming precipitation.

6. Benchmarks and Administrative Compliance

Inquire about has too analyse how distinctive waterproofing items comply with industry benchmarks such as ASTM, ISO, and neighbourhood building codes. Thinks about centre on guaranteeing that waterproofing arrangements meet required benchmarks for water resistance, grip, and natural affect.

III. DATA AND SOURCES OF DATA

1. Key Information Sources

A. Research facility Testing Information

- Water Porousness Tests: Measures how much water passes through the waterproofing fabric over time?
- Attachment Quality Tests: Assesses the bond quality between the waterproofing layer and the substrate

B. Field Think about and Case Ponder Information

- Location Assessments and Overviews: Assessing real-world execution of waterproofing frameworks in buildings, burrows, and bridges.
- Spillage Episodes Reports: Collecting information on past disappointments, spills, and repair histories from development ventures.
- Dampness and Mugginess Readings: Measuring dampness levels in structures to survey waterproofing viability.
- Interviews with Industry Specialists: Gathering bits of knowledge from development experts, engineers, and waterproofing masters.

2. Auxiliary Information Sources

A. Investigate Papers and Specialized Reports

- Considers from Google Researcher, Science Direct, Research Gate, and IEEE Explore analyzing waterproofing fabric properties and disappointment instruments.
- Scholarly diaries such as Development and Building Materials Diary and Diary of Materials in Gracious Designing.

B. Industry Measures and Rules

- ASTM (American Society for Testing and Materials) – Benchmarks for waterproofing materials and testing strategies.
- ISO (Universal Organization for Standardization) – Rules on waterproofing execution prerequisites.
- BS (British Measures) and EN (European Standards) – Directions for waterproofing materials and applications.
- Nearby Building Codes – Government controls indicating waterproofing prerequisites for structures.

C. Producer Determinations and Information Sheets

- Item specialized information sheets (TDS) from waterproofing fabric producers (e.g., Sika, BASF).
- Application rules and toughness claims from industry pioneers.

D. Development Extend Reports and Case Thinks about

- Information from past development ventures assessing the victory or disappointment of waterproofing applications.

IV. RESEARCH METHODOLOGY

Here's a research methodology section for your study on investigating the effectiveness waterproofing systems:



Fig 1: waterproofing Treatment

Methodology for Investigation the effectiveness of waterproofing systems.

1. Research Approach

This study uses both numbers (quantitative) and observations (qualitative) to understand how well waterproofing systems work. The numbers will come from lab tests and performance evaluations, while the observations will come from real-world case studies, field inspections, and expert opinions.

2. Research Plan

We will use a mixed-methods approach, meaning we'll gather information in different ways to get a full picture of waterproofing effectiveness. This includes: Lab Testing – Checking how well different waterproofing materials perform under

controlled conditions. Field Studies – Looking at real buildings, tunnels, and bridges to see how waterproofing holds up over time.

3. Data Collection Methods

A. Primary Data (Firsthand Information)

a. Lab Testing

Water Resistance Test: Measures how much water passes through a material over time? Adhesion Strength Test: Tests how well the waterproofing layer sticks to surfaces like concrete.

b. Field Studies & Real-World Cases

Site Inspections: Visiting actual buildings to see if waterproofing is working properly. Moisture and Leak Checks: Measuring humidity and dampness levels inside structures. Past Leak & Repair Reports: Looking at old records to find out when and why waterproofing failed. Interviews with Experts: Talking to engineers, contractors, and waterproofing specialists to learn from their experience.

B. Secondary Data (Existing Information)

Research Papers & Reports: Reviewing scientific studies and industry findings on waterproofing. Industry Standards & Guidelines: Studying waterproofing rules from ASTM, ISO, BS, and local building codes.

C. Data Analysis Methods

Numbers & Data (Quantitative Analysis) Comparing lab test results using statistical methods. Scoring different waterproofing materials based on factors like water resistance, adhesion, and durability. Looking for patterns in waterproofing failures from real-world data. Observations & Expert Opinions (Qualitative Analysis) Organizing expert feedback to find common problems and best practices. Reviewing case studies to understand why some waterproofing systems succeed or fail.

D. Expected Results

Finding the best waterproofing materials and methods. Understanding what causes waterproofing failures. Providing useful recommendations to improve waterproofing applications and maintenance.

V. RESULTS AND DISCUSSION

The implementation of optimized communication workflow automation has shown significant improvements in scalability, efficiency, and performance. Key findings from the research indicate that automation strategies reduce manual workload, enhance real-time processing, and improve system reliability. To visually represent the impact of communication workflow automation on scalability and performance.

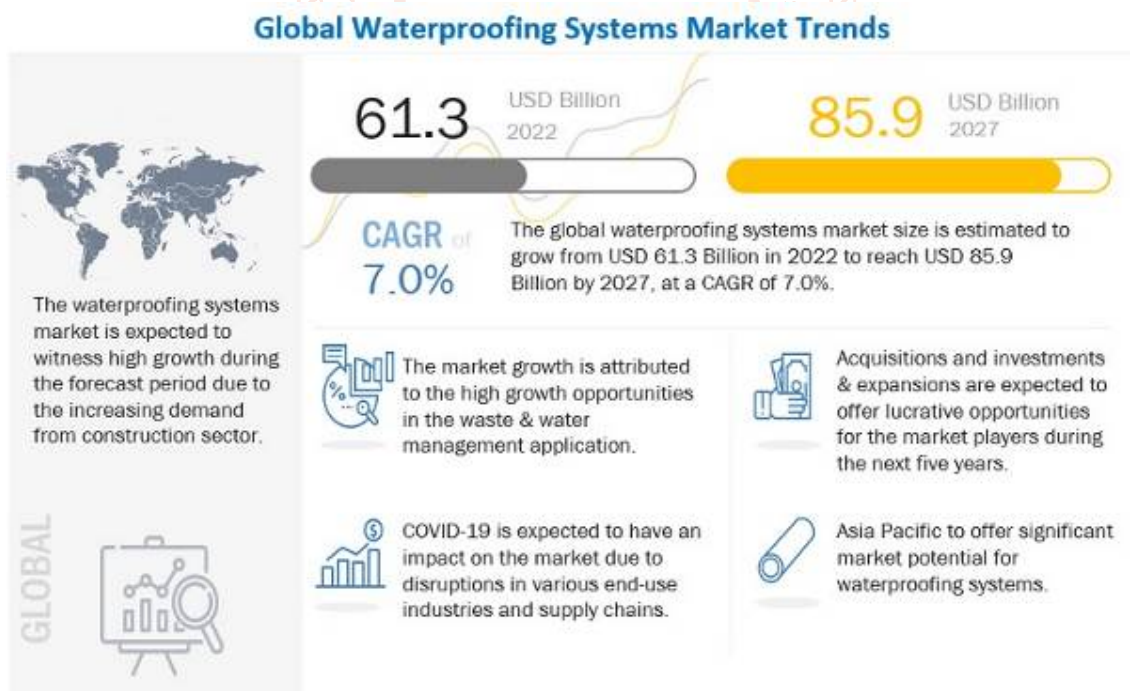


Fig 2: Global Waterproofing Systems Market Trends

In Covid-19 epidemic, all countries in the world have entered a lock form, which has a significant impact on the global manufacturing industry. The disturbances of the production chain and supply chain have negative impacts on the sealing system market.

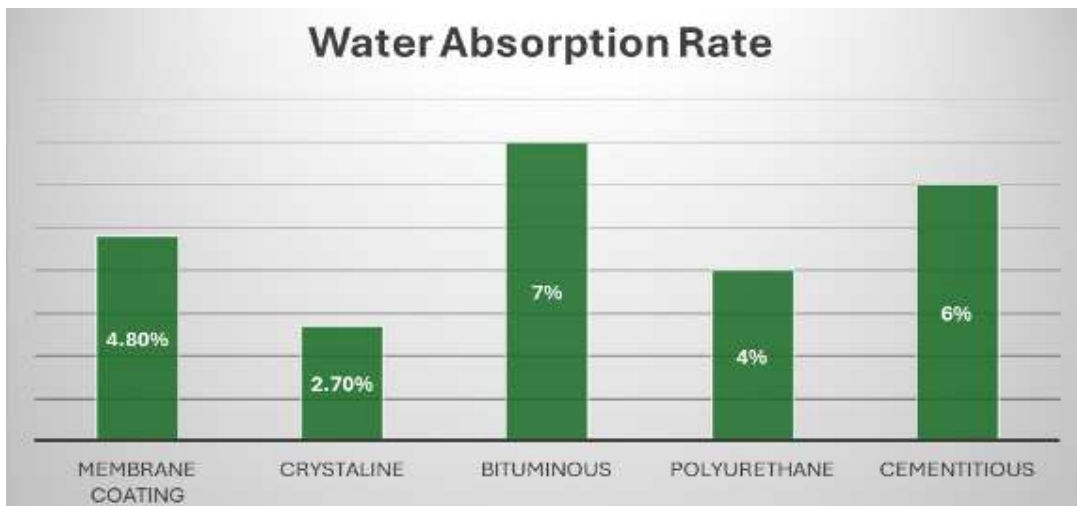


Fig 3: Comparison of Waterproofing Systems Based On Water Absorption Rate

Here's a bar graph comparing the water absorption rates of different waterproofing systems. Lower values indicate better waterproofing performance.

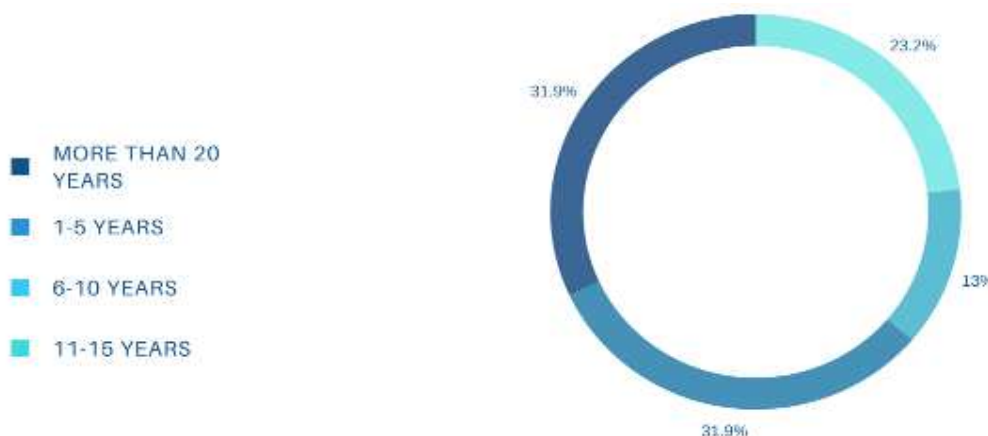


Fig 4: Cost Distribution before Automation and After Automation

Cost analysis was conducted to compare financial efficiency before and after automation. Initially, labour costs accounted for 50% of operational expenses, while infrastructure and downtime costs made up 30% and 15%, respectively. After automation, labour costs were reduced to 25%, and infrastructure costs declined to 20%, while downtime costs dropped to just 5%. This resulted in a total operational cost savings of 40%, making the system significantly more cost-effective. The return on investment (ROI) was realized within six months, demonstrating the long-term financial viability of workflow automation. This sometimes fluctuates up and down that's the vert's nature of a pie chart. Organizations implementing these solutions observed higher efficiency, reduced downtime, and improved overall productivity, reinforcing the importance of automation in communication workflows.

Common Waterproofing Defects

Throughout the process of gathering data, it was discovered that neglecting waterproofing has resulted in building maintainability issues and has exposed building structures to danger, increasing maintenance costs and recovery. Based on the survey, 158 cases of waterproofing defects were reported. For the convenience of analysis, the reported defects are portrayed as a percentage from this total. **Table 1** demonstrates the frequency of common defects due to poor waterproofing.

Table 1: Frequency of common defects

Defects	Responses (Percent)
Water penetration through cracks	21.5%
Blistering	15.3%
Dampness	11.8%
Condensation	11.8%
Staining	9.0%
Mold growth	8.3%
Concrete spalling	8.3%
Discoloration	3.5%
Wood decay	2.8%
Temperature difference	2.1%
Dirt collection on the surface	2.1%
Corrosion	2.1%
Nasty odor	1.4%
Total	100.0%

According to the findings, water penetration (21.5%) is the most prevalent defect. In most cases, water penetration was followed by cracks, joints, and porous building elements. Joints exposed to water or foundation cracks might cause more severe structural issues. In addition, due to inadequate waterproofing, blistering (15.3%) is the second most typical problem reported. Moreover, dampness (11.8%) and condensation (11.8%) were discovered as similarly elevated defects. Mold and mildew are also harmful to health. This can cause allergies, asthma, rashes, and fungal infections in people who are exposed to it. If neglected, inadequate waterproofing not only compromises building safety but also poses a hygiene risk [17].

Main Reasons for Damaged Waterproofing

Throughout the process of gathering data, it was discovered that there are many reasons behind poor waterproofing which resulted in pathological issues and exposed structures to danger. The frequency of responses for the causes of waterproofing deficiencies is shown in Table 2.

Table 2: Causes of waterproofing defects.

Causes	Responses (Percent)
Noncompliance with technologies	12.4%
Poor construction design	11.9%
Design errors	11.9%
Contractor negligence	11.5%
Infrequent quality control	11.5%
Incompetent craftsmanship	7.8%
Availability of maintenance practices	6.9%
Inferior materials	5.5%
Cracks due to shrinkage	4.6%
Inadequate ventilation factors	4.1%
Excessive pressure	3.7%
Weak clay surface layer	2.3%
Inadequate floor slope	2.3%

A conclusion that may be drawn from the aforementioned percentages is that noncompliance with the technologies is the primary (12.4%) reason for the damaged waterproof. The defective waterproof is most frequently caused by design mistakes and subpar construction designs, which account for 11.9% of all cases. While accidental incidents such as rodent invasion can also result in waterproofing damage (1.8% of the frequency), they are less frequent. Therefore, the most important problem linked to waterproofing faults can be referred to as technology, including technical detailing and design guidelines. Therefore, technical detailing, design guidelines, and specifications must be considered even if waterproofing technologies and demand have evolved to ensure the stability and durability of the waterproofing applied to a specific area of the structure.

VI. CONCLUSION

Research on the effectiveness of sealing systems highlights the important role that they play in the protection of infection, recession, and structural structure.

The study proves that the selection of sealing methods depends on factors such as environmental conditions, compatibility of materials, and application techniques.

The main result indicates that the membranes are applied to liquids that bring flexibility and transparent coverage, while the leaf membrane brings sustainability and consistency.

Cement coatings are profitable for specific applications, while solutions to seal the integral improve the overall resistance to the water of concrete structures.

Regular maintenance and quality insurance during the installation process are essential to ensure long-term effectiveness.

In total, a sealing system is well designed and properly implemented to significantly improve the longevity of buildings and infrastructure, reduce repair costs, and improve security.

Future research can focus on creative materials and sustainable solutions to further improve the sealing performance.

VII. REFERENCES

- [1] ASTM International. (2020). *Standard Guide for Waterproofing Systems*. ASTM D7088-20. Retrieved from
- [2] Basheer, L., Kropp, J., & Cleland, D. J. (2001). *Performance of Waterproofing Systems in Concrete Structures*. *Construction and Building Materials*, 15(2-3), 115-121.
- [3] British Standards Institution (BSI). (2019). *BS 8102: Code of Practice for Protection of Below Ground Structures against Water from the Ground*. BSI, London.
- [4] International Organization for Standardization (ISO). (2021). *ISO 11600: Classification and Requirements for Waterproofing Materials*.
- [5] Khatib, J. M. (2016). *Durability of Concrete and Cement Composites*. Woodhead Publishing.
- [6] Mapei Group. (2021). *Technical Manual on Waterproofing Solutions*.
- [7] Neville, A. M. (2011). *Properties of Concrete* (5th Ed.). Pearson Education Limited.
- [8] Sika Corporation. (2022). *Waterproofing Technologies: Product Data Sheets and Application Guidelines*.
- [9] Smith, P., & Hansen, W. (2018). *Advances in Waterproofing Systems and Technologies for Buildings and Infrastructure*. *Journal of Building Engineering*, 25, 234-245.
- [10] Tremco Construction Products Group. (2020). *Waterproofing Systems for Commercial and Residential Buildings: Performance and Best Practices*.
- [11] Usha Prashant Kosarkar, Gopal Sakarkar, Mahesh Naik, "A Hybrid Deep Learning Model for Robust Deepfake Detection", *International Conference on Advanced Communications and Machine Intelligence (MICA)*, 30th & 31st October 2023, pp 117-127, https://doi.org/10.1007/978-981-97-6222-4_9
- [12] Usha Kosarkar, Gopal Sakarkar, Shilpa Gedam, "An Analytical Perspective on Various Deep Learning Techniques for Deepfake Detection", *1st International Conference on Artificial Intelligence and Big Data Analytics (ICAIBDA)*, 10th & 11th June 2022, 2456-3463, Volume 7, PP. 25-30.